



OFFICIAL NOTICE

ANNUAL MEETING OF THE MEMBERS

OF PANOLA-HARRISON ELECTRIC COOPERATIVE

Saturday, April 14, 2018

Doors open at 9:15 a.m. for registration, doughnuts and coffee.

THE ANNUAL MEETING OF THE MEMBERS OF PANOLA-HARRISON ELECTRIC COOPERATIVE will be held at the Marshall Convention Center on Highway 59 South in Marshall at 10 a.m., Saturday, April 14, 2018. Should a quorum (300 members) be present, the following business will be conducted:

- 1. Passing upon reports of previous year's operations;
- 2. Election of three directors, from districts 3, 5 and 7; and
- 3. Any and all other business that may come before the meeting.

All members are urged to attend. Those members in attendance will qualify to win a grand prize of a \$500 electric credit on their bill or a \$250 credit, as well as various other door prizes. Employees, directors and members of their immediate families are not eligible to win the grand prize. You must be present in person to win!

Please make plans to attend, and invite a neighbor to come, too.

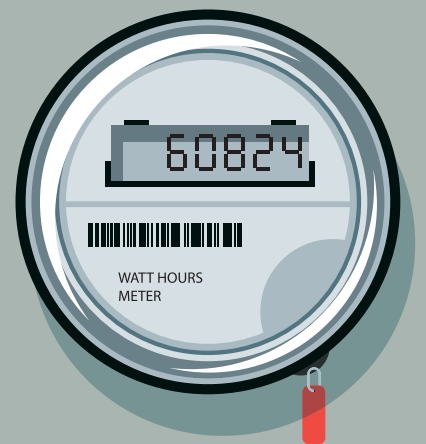
NOMINATING COMMITTEE MEETING




The 2018 Nominating Committee of Panola-Harrison Electric Cooperative met March 1 and nominated the following members for the board of directors:

DISTRICT 3 Jay Goswick DISTRICT 5 Basel Gibbs DISTRICT 7 Gene Stough

DO NOT TAMPER WITH YOUR ELECTRIC METER

Meter tampering can result in electric shock, is illegal and increases electricity rates for other co-op members.



-  Never break a meter seal.
-  Never open a meter base.
-  Never remove a meter or alter an entrance cable in any manner.

If you know or suspect that someone has tampered with his or her meter, please contact Panola-Harrison Electric Cooperative immediately at 1-800-972-1093.

PANOLA-HARRISON ELECTRIC COOPERATIVE

Your Touchstone Energy® Cooperative



CALENDAR: ©ISTOCK.COM | TAPHOUSE STUDIOS

# Winter Weather Bill Alert

**THIS WINTER'S EXTREME COLD TEMPERATURES INCREASED ENERGY CONSUMPTION** across the region.

The Southwest Power Pool hit an all-time winter peak three times December–February. This increase in energy consumption, driven by the extreme weather, resulted in large increases in kilowatt-hour usage for many of our members.

Since electricity is paid for after it is consumed, members sometimes receive these bills during periods of milder temperatures, potentially causing confusion. Please check the service period on your bill for the dates that your meter was read. The difference between these readings is the kWh usage for the bill period that is used to calculate your bill total.

## 4 Ways To Pay Your Electric Bill for Free

**1. SIGN UP FOR AUTOMATIC BANK DRAFT THROUGH THE CUSTOMER SERVICE PORTAL** ON our website, or fill out the back of your bill coupon and mail it back to us in the provided envelope (don't forget to include a voided check). We will withdraw your payment amount on the due date of the bill.

**2.** Send us your payment through your bank's online bill pay service. Delivery time for these payments varies from 24 hours to five business days depending on how the bank sends your payment. Contact your bank for estimated transmittal times.

**3.** Send us a physical check through the mail in the envelope provided with your bill. These payments are posted on the day that we receive them. Timing for delivery will depend on the U.S. Postal Service. Please do not send cash through the mail.

**4.** Visit our office in person and pay by cash or check. The physical address of our main office in Marshall is listed on your bill, next to our company logo in the top left corner.



HAPPY EASTER! APRIL 1

From Panola-Harrison Electric Cooperative



## Panola-Harrison Electric Cooperative

410 E. Houston St. • P.O. Box 1058  
Marshall, TX 75671

Organized: 1937

**Service area:** Harrison and Panola counties in Texas and Caddo and DeSoto parishes in Louisiana

**Serves:** 19,854 meters; 13,722 members

**Miles of line:** 2,581 distribution;  
72 transmission

### GENERAL MANAGER

Kathy Wood

### BOARD OF DIRECTORS

Basel Gibbs, President  
Jerry Holmes, Vice President  
Albert Tiller, Secretary  
Paul Fortune  
Jay Goswick  
Sandra Stephens  
Gene Stough

## Contact Us

*For information during office hours and outages 24/7*

### CALL US

**(903) 935-7936** local or  
**1-800-972-1093** toll-free

### FIND US ON THE WEB

**phec.us**

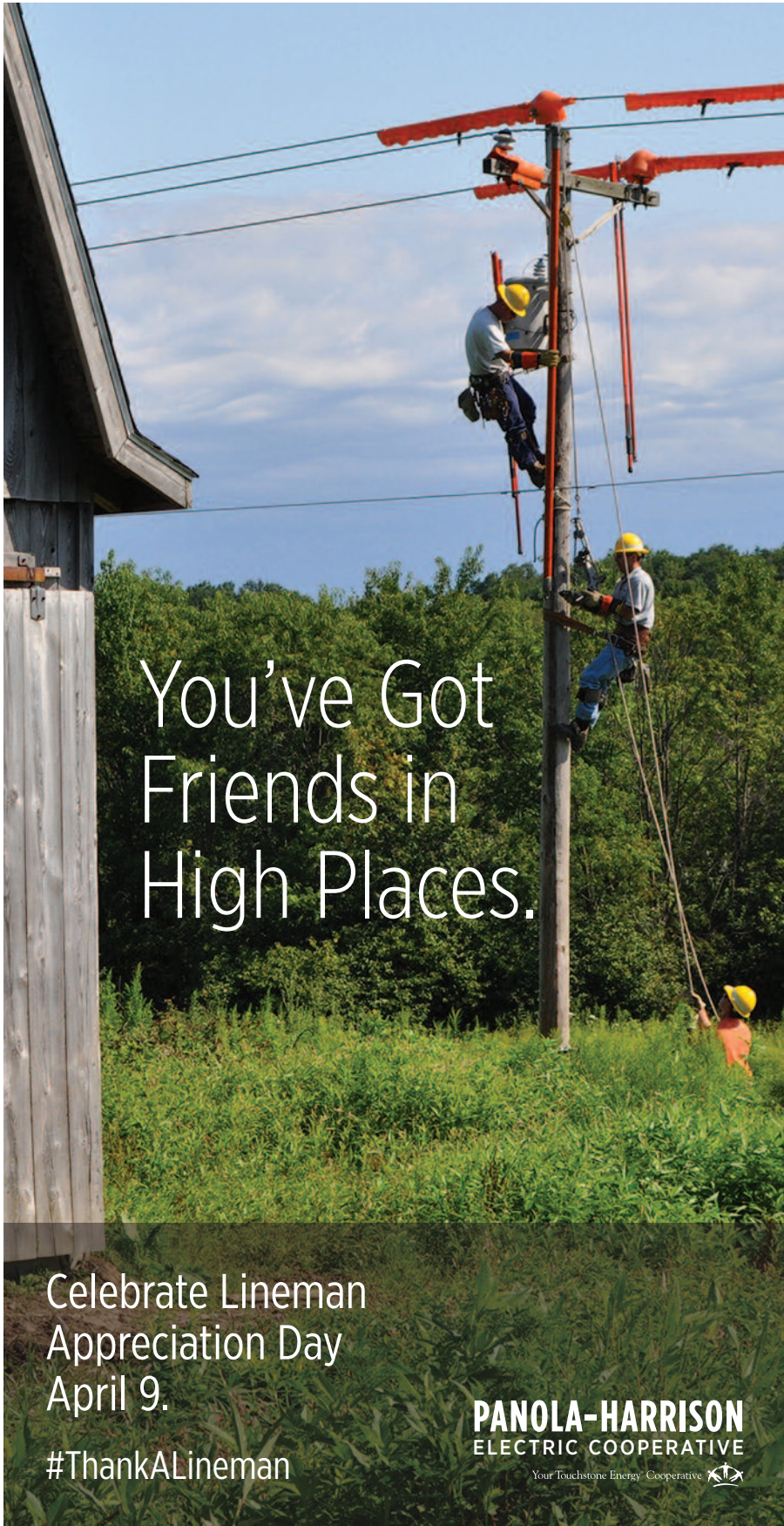
### OFFICE HOURS

**Monday–Friday, 8 a.m.–5 p.m.**  
*24-hour service available for outages and emergencies.*

### BILL PAYMENT INFORMATION

**Bring your electric bill** or bill stubs when visiting the co-op office in Marshall with billing inquiries or payment questions.

**Payments can be made** by mail, at our local office, by phone or on our website. We accept a variety of payment forms, including cash, check, electronic funds transfer, credit card and check-by-phone. Please call 1-866-520-1211 or (903) 935-4657 to pay by credit card or check-by-phone, or use our website at phec.us.



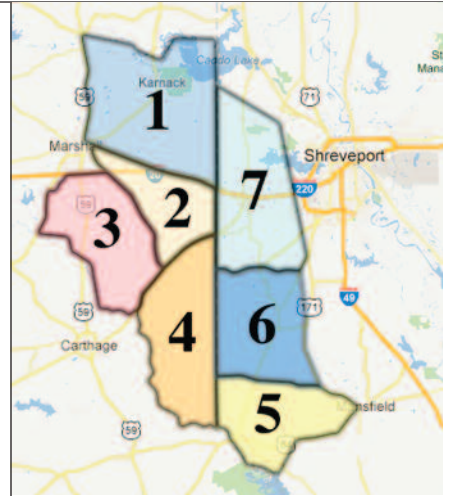
You've Got Friends in High Places.

Celebrate Lineman Appreciation Day April 9.

#ThankALineman

**PANOLA-HARRISON**  
ELECTRIC COOPERATIVE

Your Touchstone Energy Cooperative 



## Panola-Harrison Electric Cooperative Director District Map

DISTRICT	DIRECTOR
1	Paul Fortune
2	Albert Tiller, <i>Secretary</i>
3	Jay Goswick
4	Basel Gibbs, <i>President</i>
5	Sandra Stephens
6	Jerry Holmes, <i>Vice President</i>
7	Gene Stough

### NONDISCRIMINATION INFORMATION

Panola-Harrison Electric Cooperative is an equal-opportunity provider and employer. If you wish to file a Civil Rights program complaint of discrimination, complete the USDA Program Discrimination complaint form online at [ascr.usda.gov/complaint\\_filing\\_cust.html](http://ascr.usda.gov/complaint_filing_cust.html), or at any USDA office, or call 1-866-632-9992 to request the form. You may also write a letter containing all of the information requested in the form. Send your completed complaint form or letter by mail to U.S. Department of Agriculture, Director, Office of Adjudication, 1400 Independence Ave. SW, Washington, D.C., 20250-9410, by fax to (202) 690-7442 or by email to [program.intake@usda.gov](mailto:program.intake@usda.gov).

# Seven Steps to a Safer, Spotless Spring

**HERE ARE SEVEN WAYS TO AVOID MISHAPS,** maximize efficiency and beautify your home as you embark on spring cleaning and other projects this month.

**1. When using a ladder or step stool,** ensure it is placed on a stable surface and that you are wearing nonslip shoes. Be mindful of health conditions or medications that may cause dizziness or vertigo. And be certain there are no power lines nearby.

**2. Mirrors are a lovely way to increase light** and open up a smaller space. Placed strategically, these affordable accent pieces can add a breath of fresh air to your home. For the most impact, situate mirrors across from visually appealing or interesting items—a fireplace or window is ideal.

**3. When applying insecticide in or around your home,** be sure it is human- and pet-friendly if you have small children or four-legged family members. The same goes for plants—many beautiful succulents can be toxic to pets. Doing a little research before adding to a garden can help protect your loved ones.

**4. Make sure to wake up on the right side of the bed** each morning after a good night's sleep by investing in blackout draperies or shades for bedrooms, increasing efficiency and comfort by reducing heat gains.

**5. Dust ceiling fan blades and attached light fixtures and bulbs.** While doing this, you also can change the direction the blades move by flipping the small switch just above the blades. In preparing for summer heat, you want the fan to push air down into the room to help cool it off, which is achieved with a counterclockwise spin. In winter, the reverse applies.

**6. Salt is an excellent multipurpose home cleaning product.** Use a handful dissolved in 1 gallon of warm water to clean a refrigerator's interior nonabrasively and without releasing any chemical fumes. You also can apply salt to a cut lemon half to lightly scour and polish brass. Just rinse with warm water when finished, and it should shine like new. A similar method works to clean wooden cutting boards. Sprinkle coarse salt onto the surface, squeeze juice from a lemon onto it, then scrub with a small brush to work the mixture into the cutting board. Finish by rinsing in hot water, and after allowing it to dry, enjoy your



OWART | LISTOCK.COM

## HAVE A FRIDGE IN NEED OF DEEP CLEANING? BREAK DOWN THE TASK INTO MANAGEABLE PIECES USING THESE STEPS.

1. Clear everything out of the refrigerator, taking care to separate items that will be thrown out from those you will be keeping.
2. Remove shelves (if possible).
3. Using a solution of salt and hot water, wipe down all interior surfaces.
4. Wash shelves in warm, soapy water and dry before replacing.
5. With a damp cloth, wipe down exterior of all items before returning them to the fridge.

newly disinfected meal prep tool.

**7. Save more than a few pennies by investing in a programmable thermostat.** While some “smart” models cost more, a basic programmable thermostat can cost as little as \$30 and, used properly, can net a 10 percent savings on the heating and cooling portion of your electric bill. Set it to around 68 degrees during waking winter hours (and lower while asleep or away), and set it to 78 degrees in summer (and higher while asleep or away).